

2-3.5t

**K2C Series Internal Combustion
Counterbalanced Forklift Truck(Euro Stage V)**

STAGE V



ANHUI HELI CO., LTD.

Add / No.668, FangXing Road, Hefei, China

Fax / +86-551-63639966

Tel / +86-551-63639068(America); 63639258(Europe);

63639358(Asia); 63662105(Africa & Middle East)



LinkedIn



YouTube



Facebook



NEW UPDATE

**RELIABLE
ECONOMIC
COMFORTABLE
EFFICIENT**

- New appearance with industrial design concept
- Safety and reliability with people oriented concept
- Comfortable human-machine interaction
- Controls design emphasizing working efficiency





The whole machine adopts the engine conforming to the EU StageV and the American environmental protection standard.

- The diesel engine adopts XINCHAI 3E22YG51 EU StageV electronic high pressure common rail engine and DOC + DPF tail gas treatment technology.
- Single/Dual fuel using KUBOTA WG2503 electronic high pressure common rail engine, using three catalytic tail gas treatment technology.

Note: DOC — Diesel Oxidation Catalyst. DPF — Diesel Particulate Filters

Engine Model:

XINCHAI 3E22YG51(Diesel)



Engine Model:

KUBOTA WG2503(GAS/LPG)



- More environment friendly and energy saving with oil consumption reduced
- Small turning radius
- Hydraulic oil temperature reduced
- Engine coolant temperature reduced
- Transmission oil temperature reduced
- Pipeline system pressure lowered
- Egress and ingress pedal enlarged
- Lateral view improved

Operation comfort improved

- The diameter of steering wheel is reduced to reduce arm fatigue.
- The space for pedal is enlarged.
- Ergonomical design seat.
- Backlight design of meter is easy to read and engine fault code is shown on the meter.
- The horizontal view of mast is improved.
- Lowering buffering is configured.
- Head space is enlarged.



Reliability is greatly improved

- Casted steering axle.
- Improved mast strength and rigidity.
- Reduced front overhang improves truck stability.
- The sealing performance of drive axle is improved.
- Enhanced design of rim.
- The strength and rigidity of overhead guard are improved.
- The protection level of electric system is improved and the electrical parts adopts modular design.
- The 24° conical sealing is adopted on hydraulic pipeline and it is easy for assembly and disassembly.
- The cooling performance of the truck is improved.
- The loading capacity of mast and frame is improved and the safety performance is improved.

Driver restraint warning system

- The vehicle is equipped with driver's safety belt restraint warning system, which makes driving safer.





Enhanced Operator Presence System with comprehensive security upgrade

■ Walking on site induction safety system

When the machine is running, the operator will suddenly leave the correct operating position without releasing the accelerator pedal, and the power will be cut off to protect the safety of running.

■ LHS (Load Handling System) on site induction safety system and reset control system

When the operator leaves or returns to the correct operating position without loosening the LHS control device, the operation brought by the LHS operation will be suspended and will not occur automatically, so as to protect the LHS operation safety.

■ LHS (Load Handling System) static control system

When the LHS control device is operated and the engine is started, the operation brought by LHS control will not happen automatically after the engine is started. Only when the LHS control device is reset and then operated can the operation continue.

Future-proof, Stage V ready.

■ Non-parking security alarm system

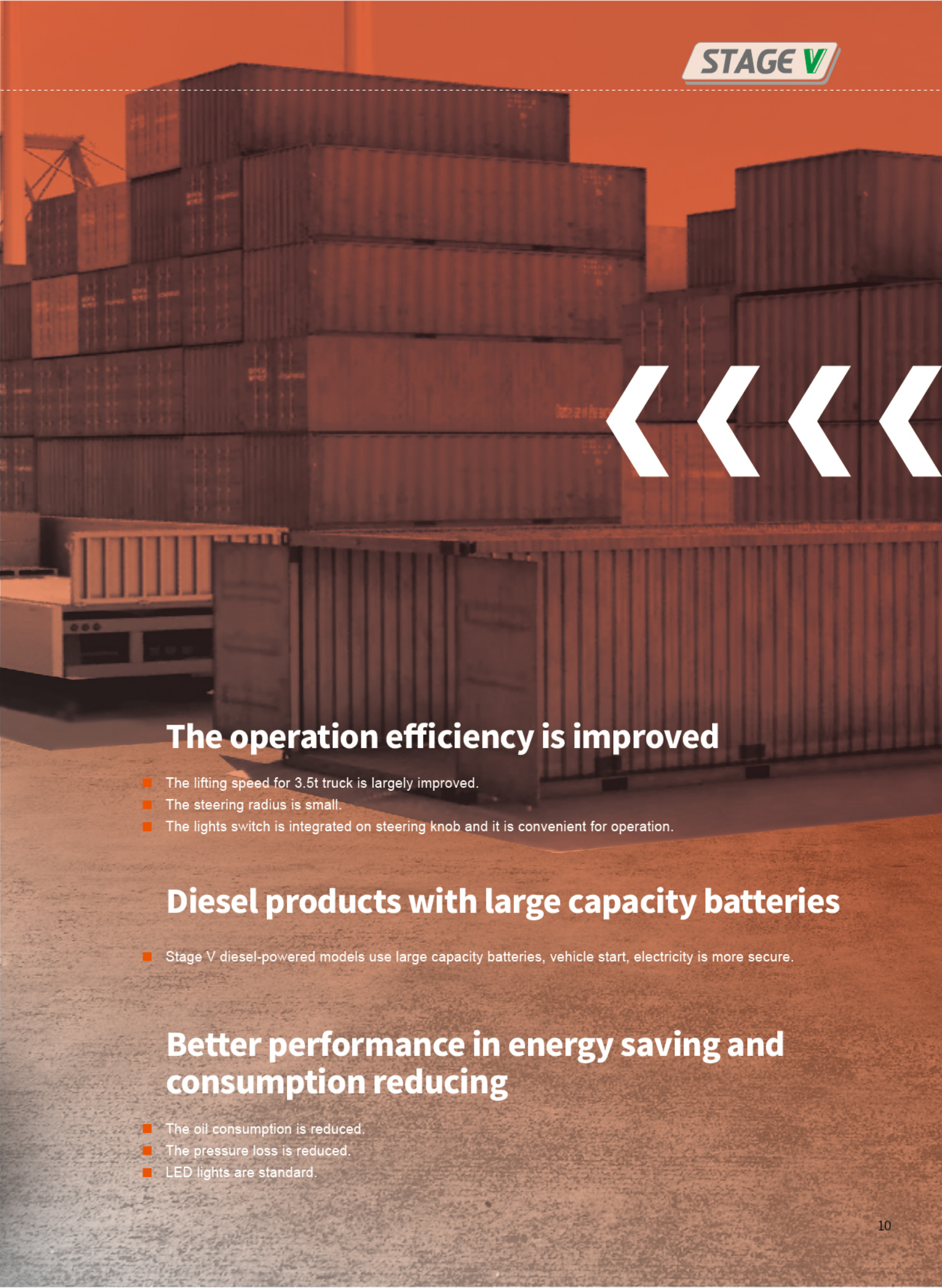
When the forklift is not powered off and the driver is not using the parking brake, an audible warning is used to alert the driver.

The performance of easy maintenance is further improved.

- The drive axle is improved to reduced maintenance frequency.
- Fault code is displayed on the meter to improve truck maintenance efficiency.
- Large opening angle of engine hood makes maintenance easier.
- The contact space between engine and transmission box is enlarged and it is easy for engine oil filter maintenance.
- Integrated electric box is easy for maintenance.
- The 24° conical sealing is adopted on hydraulic pipeline and it is easy for assembly and disassembly.

DPF (Diesel Particulate Filters) automatic regeneration

- Euro 5 diesel-powered model is equipped with DPF automatic regeneration function; When running the automatic regeneration program, the engine provides 100% power output. The DPF regeneration program can be interrupted at any time.



The operation efficiency is improved

- The lifting speed for 3.5t truck is largely improved.
- The steering radius is small.
- The lights switch is integrated on steering knob and it is convenient for operation.

Diesel products with large capacity batteries

- Stage V diesel-powered models use large capacity batteries, vehicle start, electricity is more secure.

Better performance in energy saving and consumption reducing

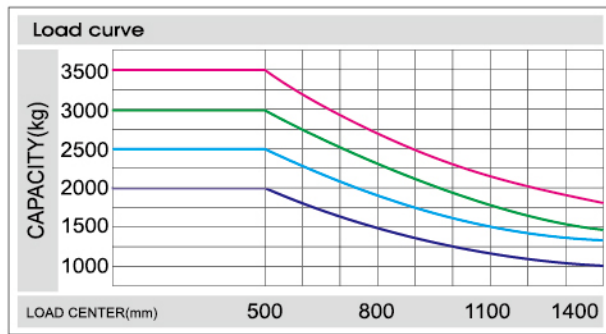
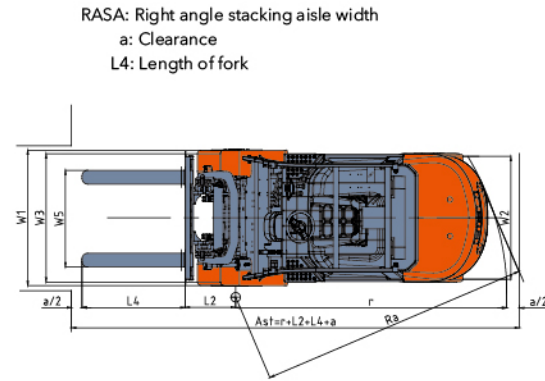
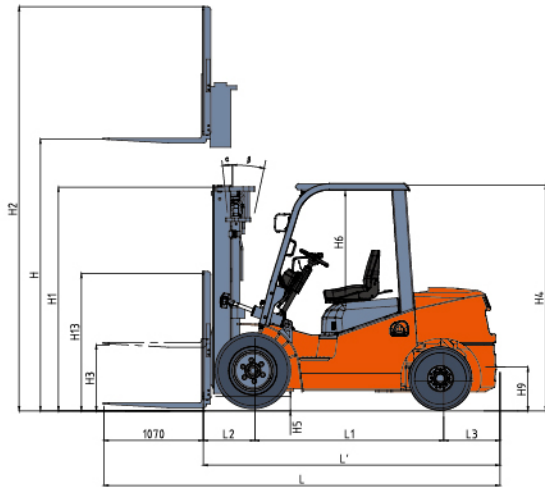
- The oil consumption is reduced.
- The pressure loss is reduced.
- LED lights are standard.

Manufacturer and technical parameters

Characteristics				HELI							
1.01	Manufacturer										
1.02	Model			CPCD20	CPCD25	CPCD30	CPCD35	CP(Q)YD20	CP(Q)YD25	CP(Q)YD30	CP(Q)YD35
1.03	Rated capacity	kg		2000	2500	3000	3500	2000	2500	3000	3500
1.04	Load center	mm		500	500	500	500	500	500	500	500
1.05	Driving mode			Diesel				Gas/LPG			
1.06	Power type			Sit-ontype							
Dimensions											
2.01	Lifting height (standard)	H	mm	3000	3000	3000	3000	3000	3000	3000	3000
2.02	Mast overall height(Fork to the ground and mast be vertical)	H1	mm	2000	2000	2070	2120	2000	2000	2070	2120
2.03	Max.fork lifting height(With backrest)	H2	mm	4030	4030	4217	4217	4030	4030	4217	4217
2.04	Free lift height	H3	mm	150	150	155	160	150	150	155	160
2.05	Overall height(Overhead guard)	H4	mm	2120	2120	2140	2140	2120	2120	2140	2140
2.06	Min.groung clearance(At the mast)	H5	mm	115	115	135	135	115	115	135	135
2.07	Distance from the surface of the seat to the overahead guard	H6	mm	1050	1050	1050	1050	1050	1050	1050	1050
2.08	Traction pin height	H9	mm	290	290	310	310	290	290	310	310
2.09	Backrest height(Calculated from the surface of the fork)	H13	mm	1000	1000	1182	1177	1000	1000	1182	1177
2.10	Overall length(With fork/Without fork)	(L/L')	mm	3460/2540	3680/2610	3814/2744	3820/2750	3460/2540	3680/2610	3814/2744	3820/2750
2.11	Wheel base	L1	mm	1650	1650	1750	1750	1650	1650	1750	1750
2.12	Front overhang	L2	mm	465	465	478	484	465	465	479	484
2.13	Rear overhang	L3	mm	425	495	520	520	425	495	520	520
2.14	Overall width	W1	mm	1160	1160	1225	1225	1160	1160	1225	1225
2.15	Tread (Front tread/Rear tread)	(W3/W2)	mm	970/970		1000/970		970/970		1000/970	
2.16	Fork adjustable range(the external of the fork)(Max./Min.)	W5	mm	1030/244	1030/244	1060/250	1060/250	1030/244	1030/244	1060/250	1060/250
2.17	Min.turning radius(Exterior)	r	mm	2215	2270	2400	2400	2215	2270	2400	2400
2.18	Min.turning radius(Interior)	r'	mm	35	35	80	80	35	35	80	80
2.19	Aisle width for pallets 1000x1200 crossways	Ast	mm	3880	3935	4078	4084	3880	3935	4078	4084
2.20	Aisle width for pallets 800x1200 crossways	Ast	mm	4080	4135	4278	4284	4080	4135	4278	4284
2.21	Mast tilting angle (forward /rear)	α/β	deg.	6°/12°	6°/12°	6°/12°	6°/12°	6°/12°	6°/12°	6°/12°	6°/12°
2.22	Fork size	L4xWxT	mm	920x122x40	1070x122x40	1070x125x45	1070x125x50	920x122x40	1070x122x40	1070x125x45	1070x125x50
Weight											
3.01	Total weight	kg		3300	3650	4270	4600	3300	3650	4270	4600
3.02	Weight distribution loaded (Front/Rear)	kg		4710/590	5440/710	6430/840	7280/820	4710/590	5440/710	6430/840	7280/820
3.03	Weight distribution unloaded (Front/Rear)	kg		1540/1760	1470/2180	1750/2520	1790/2810	1540/1760	1470/2180	1750/2520	1790/2810
Wheel and tyre											
4.01	Wheel number x = drive wheel (Front/Rear)			2X/2							
4.02	Tyre type(Front/Rear)			Pneumatic tyre							
4.03	Tyre size(Front/Rear)			7.00-12-12PR/6.00-9-10PR		28x9-15-14PR/6.5-10-10PR		7.00-12-12PR/6.00-9-10PR		28x9-15-14PR/6.5-10-10PR	
4.04	Service brake			Hydraulic-foot Pedel							
4.05	Parking brake			Mechanical-Hand lever							

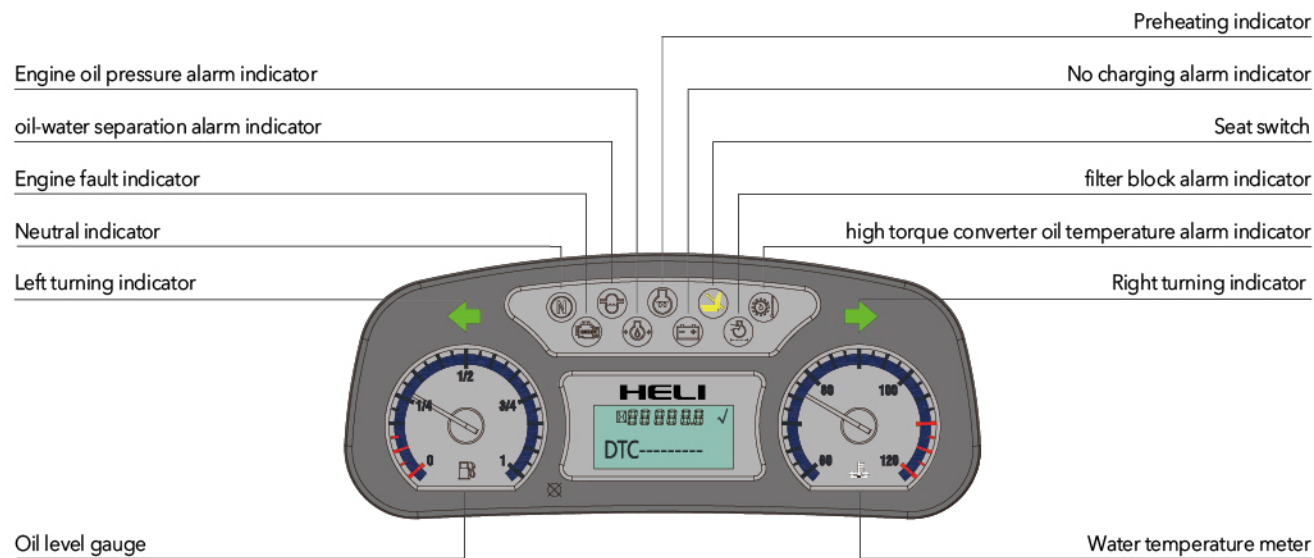
Truck main specifications and drive and transmission control device

				CPCD20	CPCD25	CPCD30	CPCD35	CP(Q)YD20	CP(Q)YD25	CP(Q)YD30	CP(Q)YD35
Performance											
Max.drawbar pull (Loaded/Unloaded)	kN			25/12	25/115	22/13.7	23/14	23/13	23/14	22/15	21/16
Max.Gradeability(Loaded/Unloaded)	%			45/25	40/22	32/22	30/21	30/26	29/22	26/22	20/21
Traveling Speed(Loaded/Unloaded)	km/h			18/19	18/19	19/19	19/19	17/18	17/18	18/19	18/19
Lifting Speed(Loaded/Unloaded)	mm/s			465/490	465/490	420/450	370/390	500/530	500/530	430/460	400/420
Lowing Speed(Loaded/Unloaded)	mm/s			450/460	450/460	450/460	450/460	450/500	450/500	450/500	350/400
Drive and transmission control device											
Engine Manufacturer/Model			XINCHAI 3E22YG51				Kubota WG2503				
Rated Power/Rated Speed	kW/rpm			44.8/2400				GAS:42.8/2600, LPG:43.5/2600			
Max. Torque/Rated Speed	Nm/rpm			210/1600-1800				GAS:163/1800, LPG:173.7/1400			
Cyl. Number			3-94×107				4-88×102.4				
Displacement	/L			2.23				2.491			
Engine type			Diesel				GAS/LPG				
Emission			EU StageV				Euro StageV/EPA2, CARB				
Battery (voltage/capacity)	V/Ah			12/95				12/60			



CP(Q)YD20/CPCD20 CP(Q)YD25/CPCD25
CP(Q)YD30/CPCD30 CP(Q)YD35/CPCD35

Note: The vertical axis stands for load capacity and the horizontal axis stands for load center which is calculated from the front of the fork. The base point of the standard load refers to the center position of the cube with 1000mm length of side. When mast is tilted forward, nonstandard fork usage or load with over wide goods, load capacity will be reduced. Different load capacity in different load center can be known in time through load chart.



Reliable special designed instrument

- Reliable special meter display the whole truck's working condition, fault detect and other important information completely which make the operator master the whole truck condition directly and conveniently.

Standard configuration

Fork	Filter core of transmission oil
Water temperature gauge	Backward buzzer
Traction pin	Transmission oil gauge
Backrest	Filter of hydraulic oil circuit
Overhead guard	Safety switch for neutral gear
Electric horn	Rain proof for overhead guard
Reversing light	Air intaking device
Hour meter	Durable tyre with pattern
Fuel gauge	Cable type parking brake
Charging indicator	Hydraulic oil gauge
Operator's tool kit	Preheating indicator
Oil pressure alarm	Full hydraulic powered steering
Steering indicator	Flow regulator for lifting oil circuit
Wide view mast	Levers for lifting and tilting
Standard seat	Cyclone air cleaner
Front lamp	Adjustable tilting steering column
Rear combined light	Engine automatic preheating system
Shaped pedal pad	Electric flameout
Control valve (two throws)	Engine fault indicator

Optional

- cab
- Speedometer
- Fire extinguisher
- Solid tyre
- Rear working light
- Auxiliary pipe
- Suspension seat
- Custom paint
- Temperature gauge of transmission oil
- Heater
- High installed exhaust
- Sleeve of tilting cylinder

Available attachment

- Carpet boom
- Lifting hook
- Side shifter
- Paper roll clamp
- Rotating fork
- Cargo boom
- Lengthen fork
- Multi-function drum clamp
- Rotating clamp
- Widen fork carrier
- Lengthen fork extension
- Load stabilizer
- Push-pull
- Tilting fork/bucket
- Wide view two stage free lift mast
- Wide view three stage free lift mast